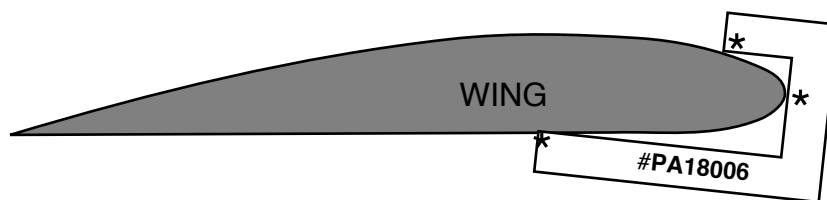


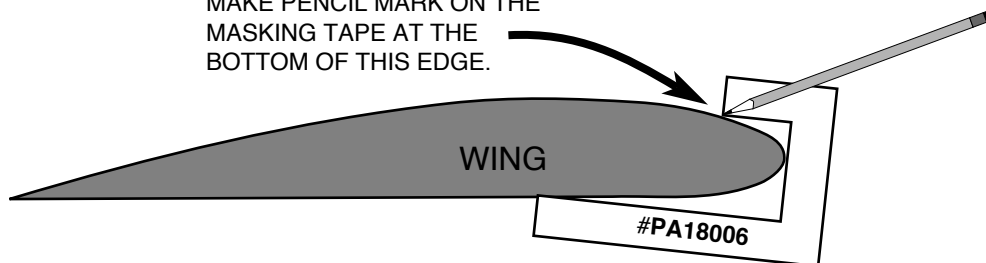
PA18006 Tool Clarification

PLACE TEMPLATE PLACEMENT TOOL
#PA18006 AGAINST WING LEADING
EDGE AT MASKING TAPE LOCATION.




TOOL MUST BE HELD TOUCHING
3 PLACES ON THE WING: TOP,
LEADING EDGE, AND UNDERSIDE
OF WING, (SEE STARRED
LOCATIONS). NOTE: TOOL MAY
FIT WING DIFFERENTLY FROM
ILLUSTRATION ON PAGE 6 OF THE
INSTALLATION MANUAL.

MAKE PENCIL MARK ON THE
MASKING TAPE AT THE
BOTTOM OF THIS EDGE.



NOTE: THIS SAME PROCEDURE AND TOOL ARE USED WITH STANDARD WING
AND AIRCRAFT MODIFIED WITH LEADING EDGE CUFFS.



MICRO
AERODYNAMICS INC.
Vortex Generator Technology

(800) 677-2370

4000 Airport Road, Suite D

Anacortes, Washington 98221

(360) 293-8082 FAX (360) 293-5499

<http://www.microaero.com> micro@microaero.com